

# WE ARE FX TABLE.

WE ARE FAMILY  
FX TABLE PRODUCT FAMILY



**FX TABLE 215**  
LADDER TABLE



**FX TABLE 216**  
LADDER TABLE



**FX TABLE 219**  
LADDER TABLE



**FX TABLE 225**  
RELAY STANDING TABLE



**FX TABLE 226**  
RELAY STANDING TABLE



**FX FLEX 217**  
STANDING/SITTING DESK



**FX BOARD 218**  
WHITEBOARD

DESIGN: DIMITRI RIFFEL

# I AM FX TABLE.



TABLES

FX TABLE 225 | 226



## FLEXIBLE. SECURE. STYLISH.

- Gentle foot shape for users and spaces
- Fast, ergonomic handling
- Foldable and stackable – saves space
- Safe two-hand release
- Robust steel-zinc die-cast snap-in fitting
- Elegant, functional accessories
- Easy to chain together
- clear cable routing, optionally with rechargeable battery
- Lightweight, vandal-proof felt screen – can be retrofitted and is injury-free

The Staffel standing table is the perfect addition to the collection. Quick assembly, an intuitive folding mechanism and space-saving storage are just a few of its impressive features. The tabletop has a surface that can be written on, wiped clean and is magnetic — more than suitable for any workshop.



## FOLDING FITTING

- Robust hinge fitting made of die-cast zinc
- Rectangular crossbar 50 x 30 x 2 mm, with two foldable plate supports 40 x 25 x 2 mm
- Secure locking mechanism
- Safety lock in raised position
- Wide release lever without sharp edges
- Release lever, steel oval tube 30 x 10 x 2 mm
- Surface black RAL 9005 powder-coated fine texture



## FRAME

- Crossbar, rectangular steel tube, 50 x 30 x 2 mm
- Foot column, steel oval tube, 60 x 30 x 2 mm
- Foot extension steel round tube 30 x 2 mm
- 225 = Table foot single-colour, black RAL 9005 powder-coated, fine structure
- 226 = Table foot two-colour, column powder-coated, foot extension chrome-plated
- High frame strength thanks to form-fitting screw connections

## SIZES

- 700 x 1,200 | 1,400 | 1,600 | 1,800 | 2,000 mm
- 800 x 1,200 | 1,400 | 1,600 | 1,800 | 2,000 mm


## TABLE TOP

- Table top covering Resopal® according to in-house collection
- Kapo 232: 19 mm chipboard
- Kapo 30: Resopal® solid, 10 mm
- Kapo 43: Resopal® solid, 10 mm, rounded table corners r = 15 mm


## TABLE EDGE

- ABS edge**
- ABS edging


- Resopal® Solid**
- 10 mm
  - made from phenolic resin-impregnated core papers
  - Black edge
  - Edge radius r = 2 mm



ABS edge



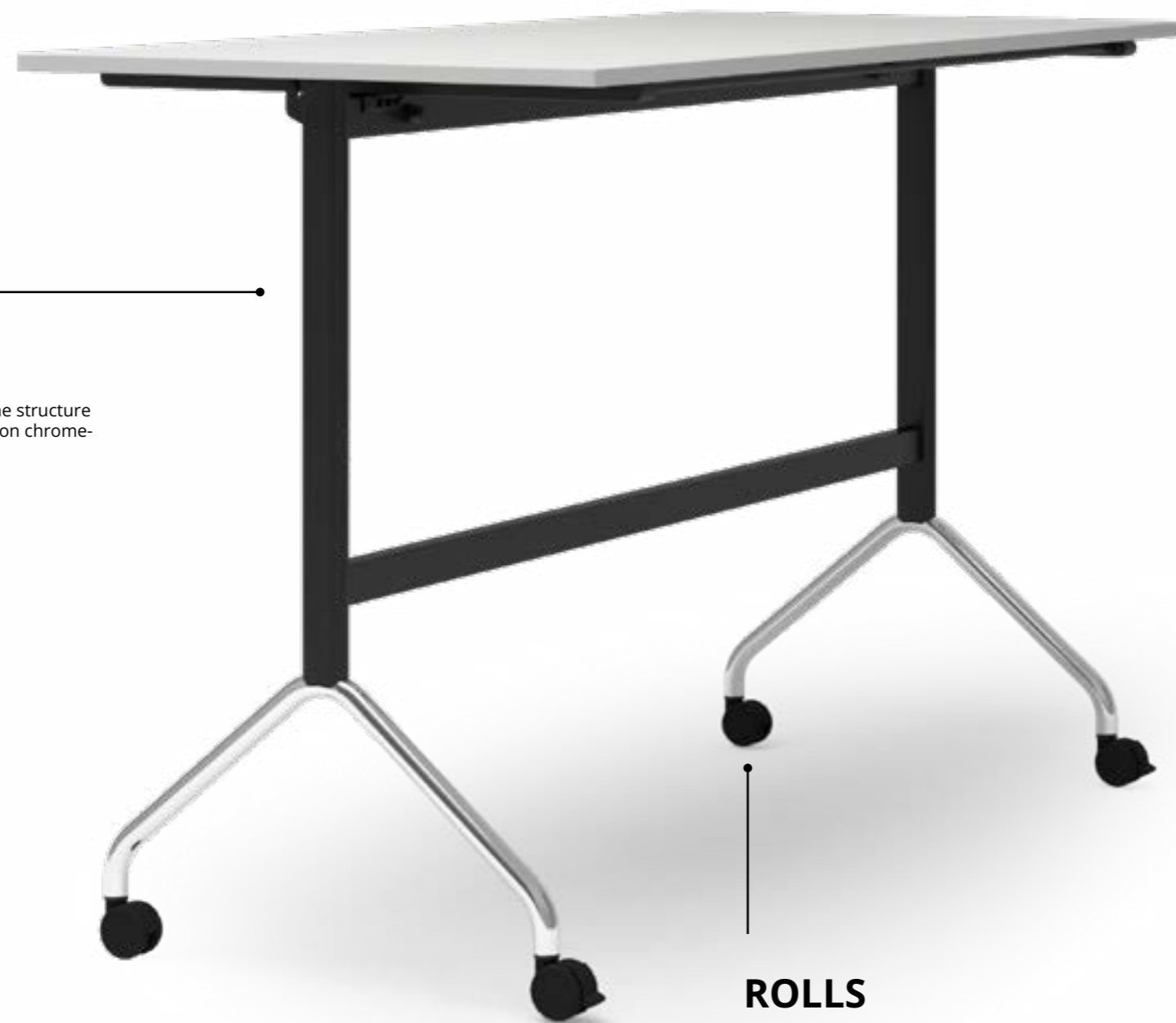
Solid Resopal



Solid Resopal  
Rounded corners

## ROLLS

- 2 castors with brakes on the "operator side"
- 2 castors without brakes
- Ø 65 mm
- rolle-068 hard running surface



# ACCESSORIES.



TABLES

FX TABLE 225 | 226

## ELECTRIFICATION

- POWERBEAM
- POWERPORT
- Netbox



POWERBEAM



POWERPORT



Netbox




## CABLE DUCT

- Cable duct made of folded sheet metal L 800 mm
- Can be attached horizontally to the crossbar without tools
- retrofittable
- Powder-coated black RAL 9005



## TABLE CONNECTOR



## STAGGERING

Depth per table 170 mm, plus first table 690 mm



## ROLLS

- Rollers with soft running surface
- 4 castors with brakes



# SWISS LIFE ARENA.

Zürich | Switzerland

